


USER MANUAL




DESKTOP UNIT

Ramp wireless interphone

DESKTOP UNIT

Ramp wireless interphone



Weight : 1123 g

Size :

- Without micro : 21x23x9 cm
- With micro : 21x23x29 cm

Certified for Europe, US, Brazil, Japan, Taiwan

Full Duplex audio wideband

Frequency : 1791 to 1928 Mhz

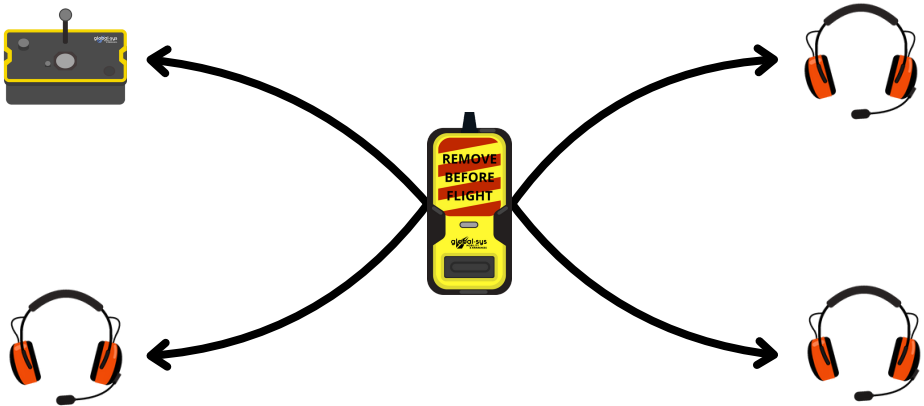
Vocal announcement

Can be powered by either battery or mains

Autonomy : 10 h

Range up to 300 m

System structure

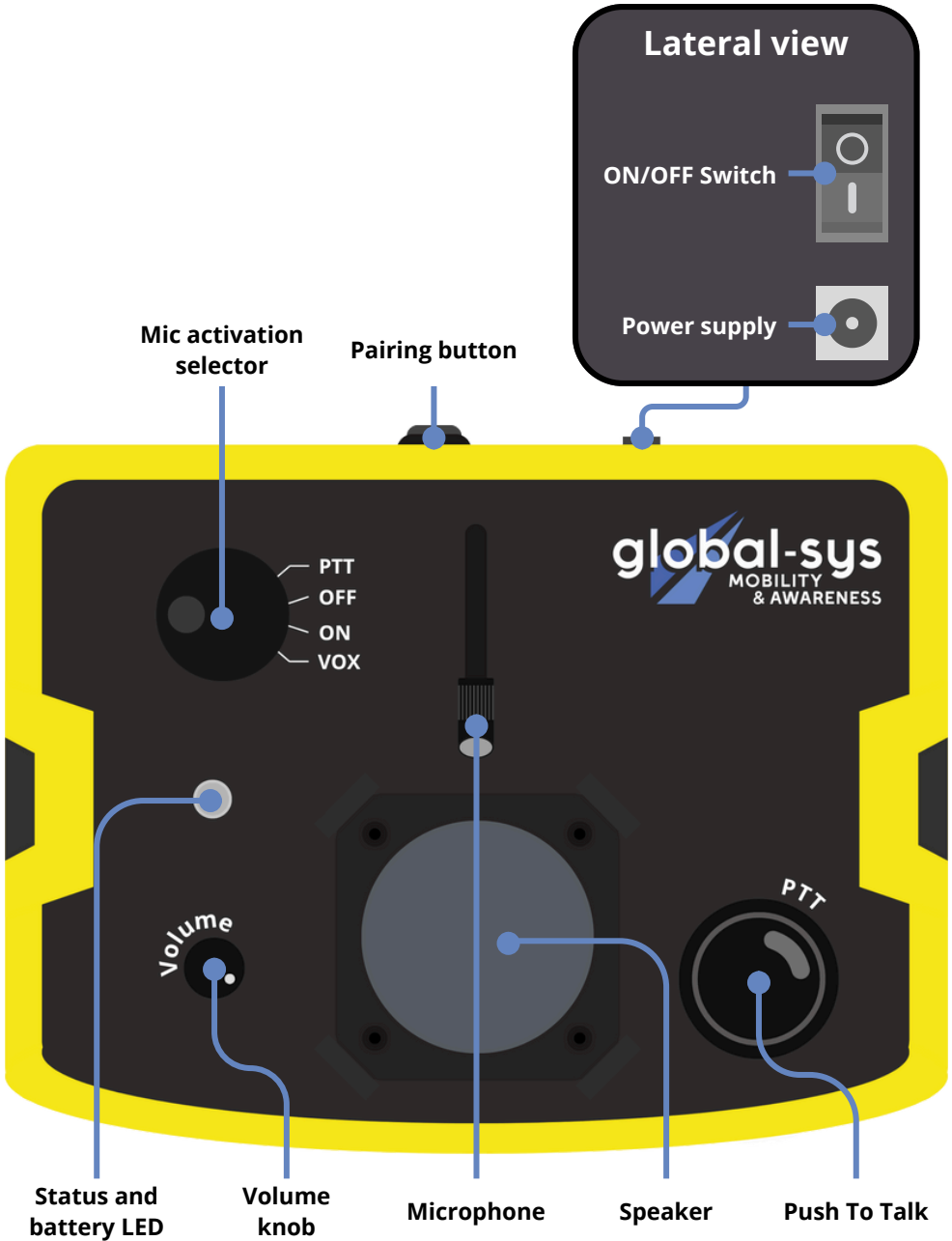


A mobile base can connect up to 4 wireless headsets, beltpacks or desktop with the pilot of the aircraft.

A desk is counted as a helmet or mobile in the capacity of the base

Overview

Desktop unit



How it works

On / Off



Press ON/OFF to turn on or off the unit.

Volume



Adjust the volume by turning the volume knob.



Microphone options

Turn the Mic activation selector to change microphone status :

- **PTT** : activates the PTT
- **OFF** : disables microphone
- **ON** : activates microphone
- **VOX** : microphone is activated only when you speak

Battery health



Battery > 50 %



Battery < 10 %

If the led turns red, quickly plug in the desktop.

Pairing (only first time)



LED signal

Turn on both unit. If the LED don't flash, there is no communication established. A voice prompt will indicate "no communication".



Pairing activation

Press ON/OFF button twice on each devices. LED will start flashing fast. A voice prompt will indicate "Pairing on".



Pairing connection

If LED flash slower for the two units : communication is established. A voice prompt will indicate "communication established".



GLOBALSYS

2b, avenue des coquelicots, 94380, Bonneuil-Sur-Marne

Phone : +331 43 99 42 17

Mail : sales@globalsys.fr

Website : www.global-sys.com