


# USER MANUAL




## DESKTOP UNIT

**Ramp wireless interphone**

# DESKTOP UNIT

## Ramp wireless interphone



Weight : 1123 g

Size :

- Without micro : 21x23x9 cm
- With micro : 21x23x29 cm

Certified for Europe, US, Brazil, Japan, Taiwan

Full Duplex audio wideband

Frequency : 1791 to 1928 Mhz


Vocal announcement

Can be powered by either battery or mains

Autonomy : 10 h

Range up to 300 m

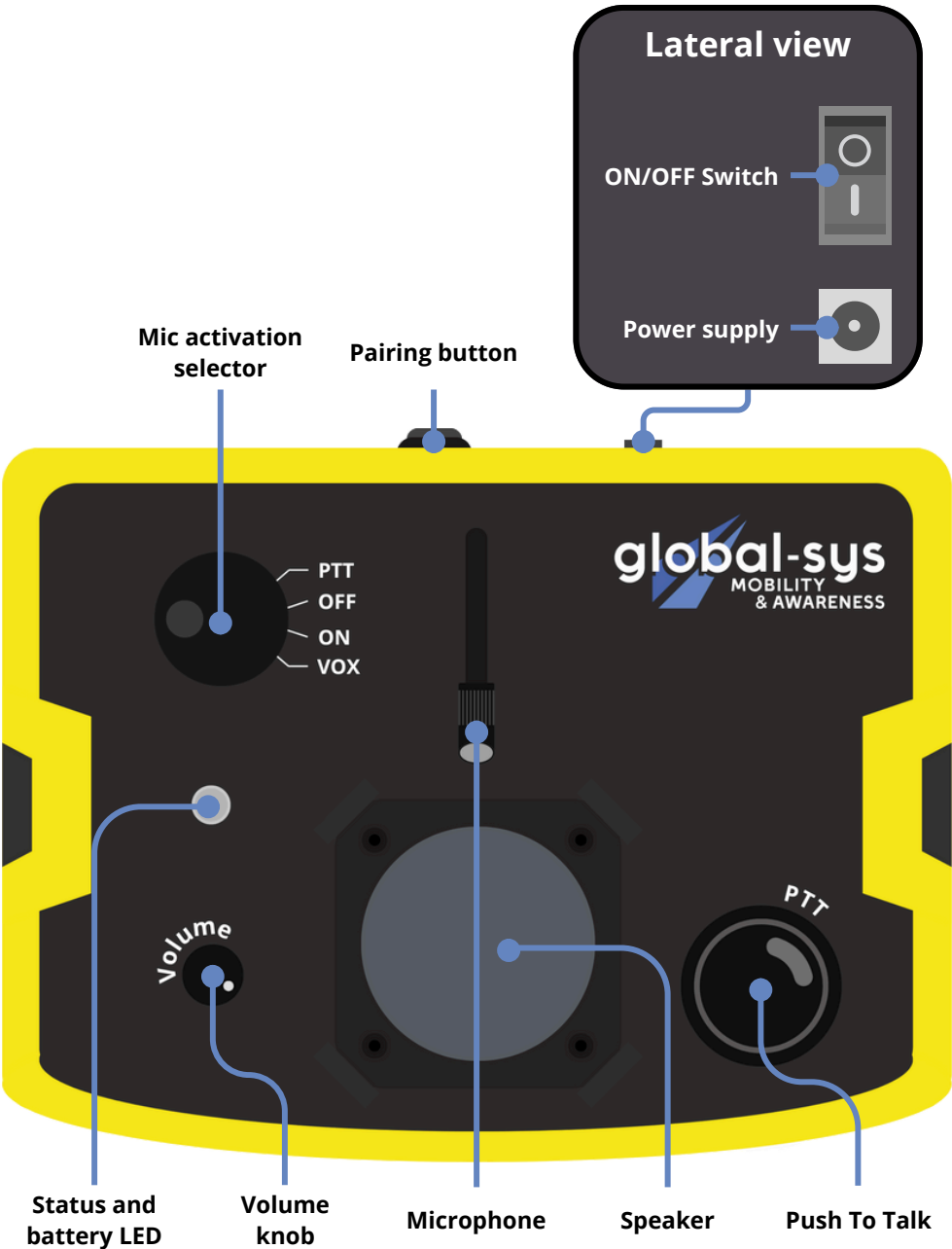
### System structure



**A mobile base can connect up to 4 wireless headsets, backpacks or desktop.  
A desk is counted as an helmet or mobile in the capacity of the base**

# Overview

## Desktop unit



# How it works

## On / Off



Press ON/OFF to turn on or off the unit.

## Volume



Adjust the volume by turning the volume knob.



## Microphone options

Turn the Mic activation selector to change microphone status :

- PTT : activates the PTT
- OFF : disables microphone
- ON : activates microphone
- VOX : microphone is activated only when you speak

## Battery health



Battery > 50 %



Battery < 10 %

If the led turns red, quickly plug in the desktop.

# Pairing (only first time)



## LED signal

Turn on both unit. If the LED don't flash, there is no communication established. A voice prompt will indicate "no communication".



## Pairing activation

Press ON/OFF button twice on each devices. LED will start flashing fast. A voice prompt will indicate "Pairing on".



## Pairing connection

If LED flash slower for the two units : communication is established. A voice prompt will indicate "communication established".



## **GLOBALSYS**

**2b, avenue des coquelicots, 94380, Bonneuil-Sur-Marne**

**Phone : +331 43 99 42 17**

**Mail : [sales@globalsys.fr](mailto:sales@globalsys.fr)**

**Website : [global-sys.com](http://global-sys.com)**