

**I. Device under test**

Test object: Over-the-head earmuff  
Trade name / Model reference: HEA 371  
AirLink 2085 WI407  
State of construction: Pre-Production  
Serial No.: See chapter III.  
Manufacturer: Globalsys  
Country: France  
Arrival test sample: 2018-07-23




AirLink 2085 WI407

Issue date of test report: 2018-10-30

Amount of pages: 18

Enclosures: Manufacturer Declaration

  
Test conducted by: Anja Biedermann

  
  
Reviewed by: Christian Gerdes



HEA 371

**II. Client:**

Globalsys  
12 avenue des coquelicots  
94380 Bonneuil sur Marne  
France

Contact Person: Bruno Henriques  
Tel.-No.: +33 143994217  
E-Mail: b.henriques@globalsys.fr  
WEB: www.globalsys.fr

**III. Samples provided for testing**

Model name	Sample No	PZT WE number	Serial number
HEA 371	1	2072	1201
	2	2073	1193
	3	2074	1191
	4	2075	1194
	5	2076	1195
	6	2077	1196
	7	2078	1198
	8	2079	1192
	9	2080	1200
	10	2081	1202

Model name	Sample No	PZT WE number	Serial number
WI407	1	2084	X0573
	2	2085	X0574
	3	2086	X0575
	4	2087	X0576

**IV. Accredited Laboratory**

PZT GmbH  
Bismarckstraße 264 B  
26389 Wilhelmshaven  
Germany  
Tel.-No.: +49 (0) 44 21 / 70340  
Fax-No.: +49 (0) 44 21 / 70421  
E-Mail: office@pzt-lab.de



Deutsche  
Akkreditierungsstelle  
D-PL-12127-01-01

Accredit by DAkkS Certificate No. D-PL-12127-01-01  
Notified Body: EU-Identification Number: 1974

Reference: Ge / AB

Third-party laboratory: --

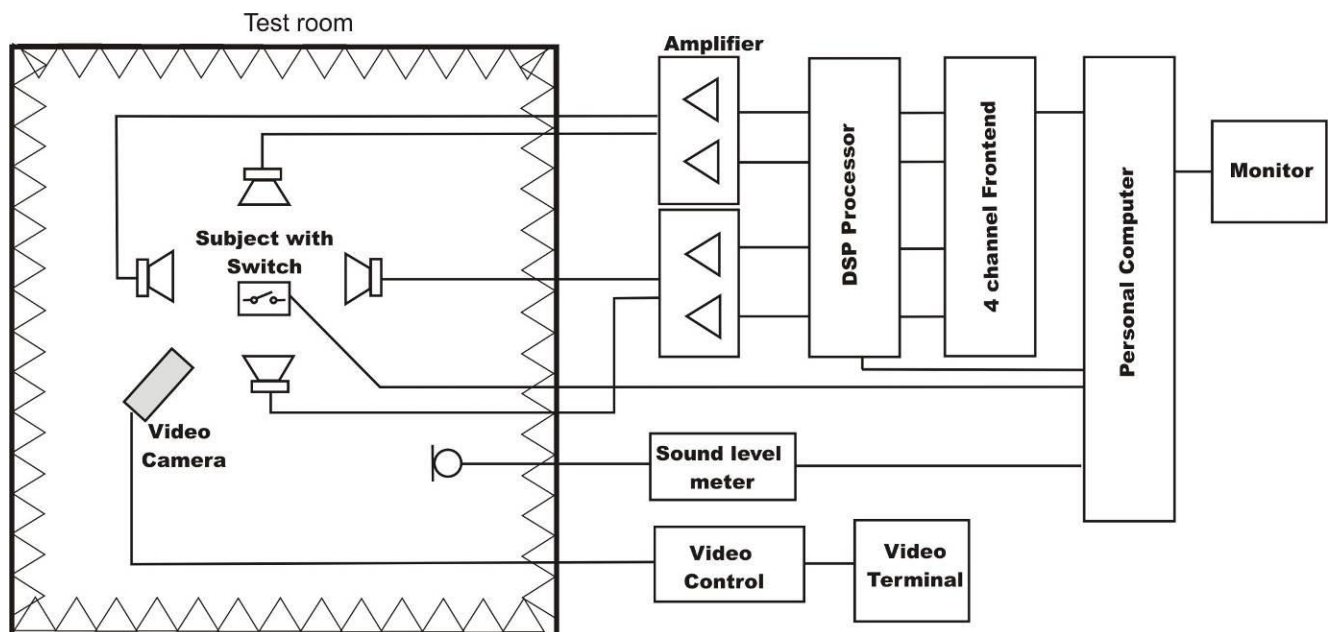
**V. Testing Standards:**

AS/NZS 1270:2002	Australia / New Zealand Standard Acoustics – Hearing protectors
------------------	--

**VI. Conformance test conducted on: 2018-10-08 to 2018-10-12**

**VII. Testsetup (TS)**

The measurements were conducted at measurement station TS 1 and TS 2  
 The measuring equipment is calibrated regularly; the measuring devices are maintained regularly.



**Figure1: Schematic block diagram of the test setup.**

**Description of the room.**

The measurement is carried out in a semi-anechoic room. The background noise in the test room meets the requirements of the standard also the reverberation time. The sound field is realized with 4 speakers and incoherent noise sources. The subject is sitting in the middle of the sound field and is observed by a video camera.

**Description of the acoustical test procedure.**

For the determination of the attenuation of the hearing protector the subject's hearing threshold with and without hearing protector is measured (REAT procedure). A pulsed "pink" noise of one third octave band width at octave band centre frequencies in the range 125 Hz to 8000 Hz is used. The "Bekesy" tracking technique is used, based on a PC System which automates the procedure. The subjects press a switch when they hear the pulsed tone which is then decreasing and releases the switch when the tone disappears. Then the tone increases and the subjects press the switch when they hear the pulsed tone again. After 5 cycles the measurement is stopped and from the last 3 cycles the mean threshold is calculated. The real attenuation is calculated by "occluded threshold minus unoccluded threshold". The measurement is conducted with at least 20 subjects for ear plugs which are selected on the basis of them being relatively inexperienced in the use and fitting of hearing protectors. The subjects are 18 years or older and passed the HL requirement during audiometric test. The so-called "subject-fit method" procedure is used for testing. The experimenter does not allow supporting the fitting process of the hearing protector. Only the instructions that are normally provided by the supplier of the device may be used by the test subject plus fitting noise which is switch off when the subject indicate that they complete the fitting of the hearing protector.

**VIII. Testing environment**

The climatic conditions in acc. were continuously controlled during the approval test.  
The requirements according to EN 13819-2002 were met.

Temperature: 22 ±5 °C  
Humidity: < 85 %

**IX. General notes**

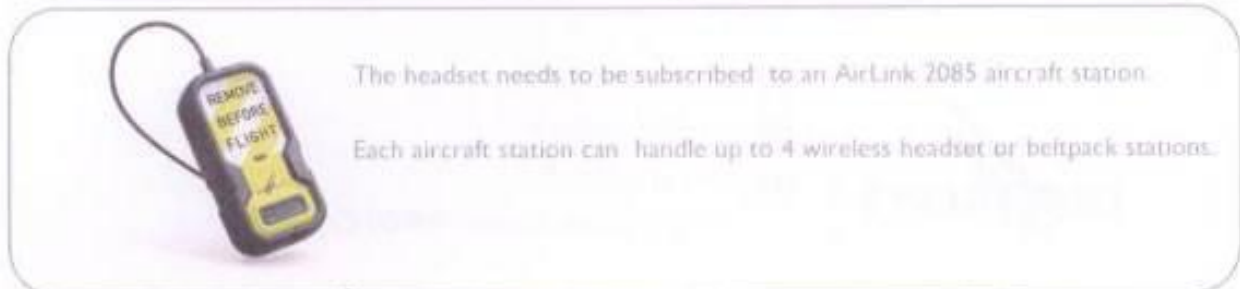
This document may not be reproduced other than in full.  
For a partial reproduction you need the prior written approval of "PZT GmbH".

**X. Abbreviations**

P	requirement fulfilled
F	requirement <u>not</u> fulfilled
X	no requirements defined
N/A	requirement <u>not</u> relevant
#	requirement <u>not</u> specified
U	for result see test report from third-party laboratory
M	Mandatory
N	None



## X Fitting Instruction:



# AirLink 2085

## Ramp Wireless Interphone

### Activate / deactivate Push To Talk



### Battery pack



### Subscription



### LED







# HEA 371 NextGen Ramp Aviation Headset User Manual



- Attenuation : H : 33 dB : M : 31dB : L : 23 dB : SNR : 31 dB
- EN352
- Advanced Ergonomics
- Push To Talk options : On Cup or On-Chest (along cable)



# HEA 371 NextGen Ramp Aviation Headset User Manual

### Push To Talk



UP = speak continuously

MIDDLE = Listen only

DOWN = speak temporarily

### Pull the earmuffs to fit your head



### Spare parts



Left and Right  
cushion foam  
Ref. 13#371L &  
13#371R



Microphone  
Foam  
Ref. 03\_002



Internal  
Foam  
Ref. 31#371

Microphone should be close to  
your mouth (less than 1cm)

« TALK » inscription and the  
ARROW should be in front of  
your mouth



### GLOBALSYS

+33 1 43 99 42 17

sales@globalsys.fr

www.globalsys.fr

12, avenue des Coquelicots, Bonneuil sur Marne, FR



**Content**

**Item Requirement Page**

**RESULTS.....12**

2 General Requirements 12

2.1 Design and Construction 12

2.1.1 General 12

2.1.2 Earmuffs 12

2.2 Materials 12

**2.3 WEARER INFORMATION.....12**

**2.4 MARKING.....13**

3.2 Test Procedures 14

3.2.4 Clamping force test 14

3.2.5 Dry heat test 15

3.2.6 Low temperature drop test 15

3.2.6.2 Headband earmuffs 15

3.2.6.3 Helmet mounted earmuffs 16

3.2.7 Headband flexing 16

3.2.8 Cleaning 17

3.2.9 Second measurement of clamping force 17

3.2.10 Real ear Attenuation 18

**Results:****2 General Requirements****2.1 Design and Construction****2.1.1 General****P**

**Requirements:** All parts shall be finished smooth and free from sharp edges and from irregularities that could be a potential hazard or cause discomfort to the wearer.

Hearing protectors, other than disposable or user formable earplugs, shall be durable in construction

**Result:** no deviations and irregularities observed

**2.1.2 Earmuffs****P**

**Requirements:** All edges of earmuffs which are in contact with the earmuff cushions shall be rounded, finished smooth, and free from sharp edges which could damage to the cushions.

Over the head straps shall be supplied with all earmuffs designed to allow the clampband to be worn behind the neck or under the chin

**Result:** See Manufacturer's Declaration, Appendix 1

**2.2 Materials****P**

**Result:** See Manufacturer's Declaration, Appendix 1

**2.3 Wearer Information****Remark**

***The information according to paragraphs 2.3 AS/NZS 1270:2002 shall be supplied with the hearing protector. This review is not part of this test report.***

## 2.4 Marking

The hearing protector shall be durably marked with the following information:

- a) The name, trade mark or other identification of the manufacturer.  
 available             shall be affixed at series products
- b) The Product identification, model designation or catalogue number  
 available             shall be affixed at series products
- c) Whether the ear-plugs are disposable, user formable, or other  
 available             shall be affixed at series products     not applicable
- d) In the case of ear-muffs intended by the manufacturer to be worn in a particular orientation, an indication of the FRONT and/or TOP of the cups, and/or an indication of LEFT and RIGHT cup.  
 available             shall be affixed at series products     not applicable



### 3.2 Test Procedures

#### 3.2.4 Clamping force test

**P**

#### Requirements:

Results: Over-the-head ear-muffs

Sample	1	2	3	4
Test height/width	Force [N]			
122 / 135 ( S )	-	-	-	-
130 / 145 ( M )	-	-	-	-
135 / 150 ( L )	11.6	12.1	12.0	12.0

Results: Behind-the-head ear-muffs

Sample	1	2	3	4
Test height/width/depth	Force [N]			
122 / 135 / 75 ( S )	N/A	N/A	N/A	N/A
130 / 145 / 90 ( M )	N/A	N/A	N/A	N/A
135 / 150 / 105 ( L )	N/A	N/A	N/A	N/A

Results: earmuffs with nape bands

Sample	1	2	3	4
Test height/width	Force [N]			
122 / 135 ( S )	N/A	N/A	N/A	N/A
130 / 145 ( M )	N/A	N/A	N/A	N/A
135 / 150 ( L )	N/A	N/A	N/A	N/A

Results: earmuffs mounted on industrial safety helmets

Sample	1	2	3	4
Test height/width	Force [N]			
115 / 135 ( S )	N/A	N/A	N/A	N/A
130 / 145 ( M )	N/A	N/A	N/A	N/A
140 / 150 ( L )	N/A	N/A	N/A	N/A

**3.2.5 Dry heat test**

**P**

**Requirements:** The hearing protector shall not damage- noticeable deformation.

**Measurement condition:**

The hearing protector shall be placed in a test chamber at room temperature. The conditions of the chamber shall be adjusted to 50 +/- 2°C and a relative humidity between 5 percent and 15 percent. The hearing protector shall be kept in these conditions for at least 16 h.

**Result:**

No of Samples	Damages
8	None

**3.2.6 Low temperature drop test**

**3.2.6.2 Headband earmuffs**

**P**

**Requirements:** The hearing protector shall not damage ...

**Measurement condition:**

temperature of -6 °C +/- 2°C  
 temperature of -20 +/- 3 °C (EN 13819 Part 1)  
 hearing protector place for 4h in test chamber  
 conduct within 10 s the drop test on steel plate (500 / 500 / 10 mm)

**Results:**

Sample	Damages
1	None
2	None
3	None
4	None
5	

**3.2.6.3 Helmet mounted earmuffs**

N/A

**Requirements:** The hearing protector shall not damage ...

**Measurement condition:**

temperature of -6 °C +/- 2 °C

temperature of -20 +/- 3 °C (EN 13819 Part 1)

hearing protector place for 4 h in test chamber

conduct within 10 s the drop test on steel plate (500 / 500 / 10 mm)

Results:

Sample	Damages
1	
2	
3	
4	
5	

**3.2.7 Headband flexing**

P

**Measurement condition:**

1000 cycles at a rate of 10 to 12 cycles per minute.

Minimum distance of the panels: at least 25 mm, max. 200 +/- 5 mm

Sample	Changes, Damages
1	None
2	None
3	None
4	None
5	
6	

**3.2.8 Cleaning**

**P**

**Requirements:**

The hearing protector shall be thoroughly cleaned and disinfected according to the manufacturers instruction

**3.2.9 Second measurement of clamping force**

**P**

**Requirements:**

The headband force shall not change by more than +/- 20 %

**Measurement conditions:**

The change of the headband force are measured after the ear-muffs have been subjected to the appropriate conditioning and tests: drop test, bending test, cleaning and then 1 h at ambient temperature and humidity

Result: headband force

<b>Mode:</b>	<b>Applicable</b>
Over-the-head ear-muffs	
Behind-the-head ear-muffs	
earmuffs with nape bands	
earmuffs mounted on industrial safety helmets	

<b>Sample</b>	<b>1</b>	<b>2</b>	<b>3</b>	<b>4</b>
<b>measured [N]</b>	10.8	10.8	10.8	10.7
<b>max. headband force from 3.2.4 [N]</b>	11.6	12.1	12.0	12.0
<b>Change [N]</b>	0.8	1.3	1.2	1.3
<b>Result [%]</b>	<b>6.9</b>	<b>10.7</b>	<b>10.0</b>	<b>10.8</b>

**3.2.10 Real ear Attenuation**

**P**

**Measurement conditions:**

Measurement conducted with 4 earmuff and 16 subjects. Each earmuff sample is worn by four subjects.

The two models available were spread among the subjects during the measurements. No significant deviation was apparent.

Number of subjects rejected: 0  
 Number of retests performed: 0

**Model reference:**

**Mean Reference Thresholds [dB]**

	octave band centre frequency [Hz]						
	125	250	500	1000	2000	4000	8000
<b>Mean [dB]</b>	20.9	12.0	2.6	1.2	0.1	-2.4	10.0

**Result:**

Sound – Attenuation values for each subject

Subject ID	125 Hz	250 Hz	500 Hz	1000 Hz	2000 Hz	4000 Hz	8000 Hz
1	18.4	21.0	34.6	37.7	38.0	41.4	39.0
2	19.4	21.4	34.7	39.3	35.7	39.1	40.3
3	13.6	18.6	30.0	33.0	30.7	38.7	32.6
4	19.7	24.7	34.3	36.3	32.4	45.0	44.4
5	23.4	22.0	32.4	35.0	25.0	38.6	36.0
6	17.3	25.7	29.7	34.6	30.6	35.3	38.7
7	20.6	29.0	33.0	37.7	32.7	32.0	37.7
8	22.0	25.6	35.0	42.0	34.4	41.0	39.7
9	18.3	14.4	23.7	29.3	42.0	38.0	26.0
10	10.4	18.7	27.0	32.3	31.0	40.4	19.0
11	14.4	16.7	23.3	31.0	34.3	30.0	29.6
12	21.6	18.4	24.7	30.7	32.4	34.3	28.3
13	17.3	21.0	31.0	31.7	36.6	40.6	39.0
14	20.7	25.7	35.6	39.0	37.3	47.0	39.7
15	17.7	25.7	34.3	41.4	29.7	30.6	31.4
16	15.3	19.3	27.0	32.3	34.0	46.4	39.6
<b>Mean</b>	<b>18.1</b>	<b>21.7</b>	<b>30.6</b>	<b>35.2</b>	<b>33.6</b>	<b>38.7</b>	<b>35.1</b>
<b>Standard Deviation</b>	<b>3.4</b>	<b>4.0</b>	<b>4.3</b>	<b>4.0</b>	<b>4.0</b>	<b>5.2</b>	<b>6.7</b>

<b>Mean - SD</b>	<b>14.7</b>	<b>17.7</b>	<b>26.3</b>	<b>31.2</b>	<b>29.6</b>	<b>33.5</b>	<b>28.4</b>
------------------	-------------	-------------	-------------	-------------	-------------	-------------	-------------

<b>SLC<sub>80</sub> =</b>	<b>30 dB</b>
---------------------------	--------------

<b>Class:</b>	<b>5</b>
---------------	----------